

Titus 3:14, And let our people also learn to maintain good works, to meet urgent needs, that they may not be unfruitful. (New King James version)

BEARING *fruit* BUILDING *hope*



MISSION STATEMENT

Mennonite Disaster Service is a volunteer network of Anabaptist churches that responds in Christian love to those affected by disasters in Canada and the United States.

While the main focus is on clean up, repair and rebuilding homes, this service touches lives and nurtures hope, faith and wholeness.



MDS Annual Report 2013

2013 AT A GLANCE

Volunteers	4,277
Long-term	286
Short-term	3692
Summer Youth	213
RV	86

SUPPORTING MDS IN 2013

Canada	
Donations	\$985,500
Donors	1,396
No. of Donations	2,107
Average Donation	\$468
US	
Donations	\$3,474,800
Donors	5,346
No. of Donations	8,687
Average Donation	\$400

DISASTER STUDIES PROGRAM

2013 Graduates	6
Hesston College current enrollment	16

MENNONITE DISASTER PURPOSE STATEMENT

Mennonite Disaster Service is a volunteer network of Anabaptist churches that responds in Christian love to those affected by disasters in Canada and the United States. While the main focus is on cleanup, repair and rebuilding homes, this service touches lives and nurtures hope, faith and wholeness.

Our programs, funded by contributions, aim to assist the most vulnerable community members, individuals and families who, without assistance, would not have the means to recover. MDS volunteers – men and women, youth and adults – provide the skills and labor needed to respond, rebuild and restore.

MDS collaborates with other groups, including faith-based organizations, local recovery committees, and governmental and other non-governmental agencies.

24,912 **2013**
volunteer days **MDS**
were served by MDSers **PROJECTS**
in 2013



PROJECT LOCATION	DISASTER/REASON	VOLUNTEERS	CLEAN UPS	MINOR REPAIRS	MAJOR REPAIRS	HOUSES REBUILT*	CLIENTS SERVED	
Alberta								
High River	AB floods (2013)	303	45	0	0	0	45	
Alabama								
Birmingham	Tornados (2011)	295	16	26	3	2	47	
Cordova RV	Tornados (2011)	17	0	1	0	0	1	
Kentucky								
West Liberty	Tornados (2012)	188	0	4	1	4	9	
Louisiana								
Braithwaite RV	Hurricane Isaac (2012)	28	0	16	0	0	16	
Maryland								
Crisfield	Hurricane Sandy (2012)	375	5	25	2	1	33	
Minnesota								
Duluth	Floods (2012)	32	0	0	0	0	0	
Mississippi								
Columbus Warehouse	Tornados (2011)	48	0	0	0	0	0	
Hattiesburg RV	Tornados (2013)	12	0	8	0	0	8	
Missouri								
Joplin	Tornados (2011)	184	0	3	5	0	8	
New York								
Far Rockaway	Hurricane Sandy (2012)	796	9	27	8	0	44	
Staten Island (NY/ON)	Hurricane Sandy (2012)	574	0	25	15	0	40	
Staten Island (Storm Aid)	Hurricane Sandy (2012)	244	0	14	3	0	17	
North Dakota								
Minot	Floods (2011)	458	0	11	21	0	32	
Oklahoma								
Shawnee	Tornados (2013)	99	0	15	1	0	16	
Texas								
Bastrop	Fires (2010)	382	0	0	0	7	7	
Bastrop RV	Fires (2010)	29	Finished homes started by Bastrop Traditional Project					
Summer Youth								
Hadashville, MB		69						
Busby, MT	Fires (2011)	68						
Far Rockaway, NY	Hurricane Sandy (2012)	76						
Totals		4,277	75	175	59	14	323	



Summer Youth Projects

Far Rockaway, NY

5 weeks

76 volunteers

Youth volunteers repaired homes that were damaged by Hurricane Sandy in October 2012.

Busby, MT

4 weeks

68 volunteers

Youth volunteers assisted in rebuilding fences destroyed by wildfires in June 2012.

Hadashville, MB

4 weeks

69 volunteers

Youth volunteers built cabins and hiking trails for a summer camp run by Living Bible Explorers.



Partnership Home Program Houses completed in 2013:

SPONSORING GROUP

Hartville, OH churches..... Rainelle, WV

Goshen, IN churches..... Duluth, MN

HOMEOWNER LOCATION

Local MDS Responses 2013

a sampling of regional and local MDS activity



REGION I

- ➔ Clean up and repair after Hurricane Sandy continued at projects in Crisfield, MD, and Staten Island, NY. A Storm Aid project also worked in Staten Island.
- ➔ The Shenandoah Valley Unit repaired homes in Mineral, WV, that were damaged by an earthquake.
- ➔ The NY Unit responded to flooding in Upstate NY.
- ➔ A Storm Aid project also responded in Staten Island.

REGION II

- ➔ The IN Unit built two new homes in Henryville, IN, that were destroyed by a tornado.
- ➔ The AL/NW FL Unit cleaned up and repaired homes in Mobile, AL, after a tornado.
- ➔ The MS/LA Unit responded to tornado damage in Shuqalack and Noxubee County, and Hattiesburg, MS.
- ➔ The IL Unit rebuilt a home in Marseilles, IL, that had been destroyed by a flood.
- ➔ The IL and IN Units responded to multiple tornados that hit the Midwest in late November.

REGION III

- ➔ Five units responded to disasters relating to wildfires: OK, CO, MT, NM and SD.
- ➔ Four units responded to flooding: CO, KS, MO and ND.
- ➔ Eight units responded to either tornados or straight line winds: TX West, TX N/E, AR, NE, IA, MO, OK, and KS.
- ➔ Two units responded with debris removal and clean up after damage from ice storms: MN and SD.
- ➔ The AR Unit Search and Rescue (SAR) team responded to multiple search and rescue calls.

REGION IV

- ➔ The CA Unit repaired a home damaged by wildfire.
- ➔ The AZ Unit worked on local projects in Phoenix for disadvantaged residents. They also responded to damage from wildfires and collaborated with other agencies to rebuild homes in Yarnell, AZ.
- ➔ Region IV coordinated a rebuilding project in Circle, AK, where homes were destroyed by flood. Three new homes (one from a cabin kit), three major repairs and two minor repairs were completed.

REGION V

- ➔ The HayEast project continued from 2012 and delivered hay to farmers in need because of drought.
- ➔ The ON Unit partnered with the NY Unit to run a project in Staten Island, NY, repairing homes damaged by Hurricane Sandy.
- ➔ Local volunteers responded to the devastating flood in High River, AB, and a long-term project was opened.
- ➔ The AB Unit held a family-based project at Camp Evergreen. Volunteers built cabins for the Bible camp.

MDS BOARD OF DIRECTORS

*Ed Buhler
John Eshleman
Nick Hamm
Jorge Jaramillo
Leonard Kennell
Al Kroeker
Mary Litwiller
Esther McCoy
*Ross Miller
Terry Miller
Waldo Neufeld
Paul Unruh
*Alfred Yoder
*1 Ray Zimmerman
*Executive Officers

MDS BOARD OF DELEGATES

Esther Buck
Ron Byler
Mel Curry
Jim Dyck
Kerry Eidse
Jose Elizondo
Alicia Hertzler Hurst
Willis Hochstetler
Frank Hoover
Wilmer Hoover
William Mast
Catrina Miiller
Vernon Schmucker
Albert Schrock
Wayne Schrock
Rebecca Sommers
Greg Starr

STAFF

Angeline Bergman,
Staff Accountant/Executive Assistant
Arleta Martin,
Executive Assistant
Barbara Weaver,
Communications Assistant
Brett Troyer,
Project Logistics Coordinator
Chantel Runtz,
Short-term Volunteer Coordinator
Evelyn Peters-Rojas,
Human Resources & Project Coordinator
Ginny Sauder,
Database Administrator
Janet Plenert,
Director of Region V Operations
Jeff Koller,
Disaster Response Coordinator (West)
Jerry Grosh,
Director of Field Operations
Kevin King,
Executive Director
Lanae Ebersole,
Receptionist
Larry Stoner,
Disaster Response Coordinator (East)
Ron Guenther,
Director of Finance & Administration
Sarah Yoder,
Volunteer Coordinator
Sheree Stauffer,
Staff Accountant

EXECUTIVE DIRECTOR'S REPORT

God's faithfulness was manifested in countless situations this year through MDS.

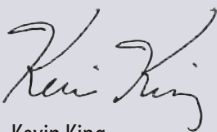
I see God's grace at work when I read reports from our disaster response sites. Long after MDS leaves a community, the volunteers are still remembered. In a recent letter from Karen Griffen of Julian, CA, (recipient of an MDS-built home after her home was destroyed by wildfires) she writes: "[MDS volunteers] turned our nightmares into blessings. . . the world is a far better place because of your work. We love our Mennonite home and tell everyone who sees it the story of its creation. Thank you all for restoring our faith."

Significant weather events in 2013 where MDS volunteers turned "nightmares into blessings" include: February – Hattiesburg, MS, tornados; April – Illinois floods; May – Texas and Oklahoma tornados and floods in Alaska; June – Colorado and Arizona wildfires and Alberta floods; September – Colorado floods; November – Illinois and Indiana tornados. In addition to these disasters MDS continued to respond to the floods in Minot, ND, and Duluth, MN, wildfires in Bastrop, TX, and floods and damage from Hurricane Sandy in New York and Maryland.

In 2013, 4,277 MDS volunteers worked 24,912 days, a value of \$4,412,413 (based on a volunteer rate of \$22.14/hour*). Additional volunteers served in many Unit and Regional responses. If MDS would list this value on our financial statements as an expense, our overhead percentage would be under 11%. It is important to note that most all of our staffing at the project level is filled by volunteers.

Changes in our staffing this year included the addition of Jeff Koller and Larry Stoner as Disaster Response Coordinators, Sheree Stauffer as Staff Accountant and Chantel Runtz as Short-term Volunteer Coordinator. In February we bid farewell to Jerry Klassen, Disaster Response Coordinator, as he retired.

"I know you are in the business of raising houses, but you also raised spirits, including mine," wrote one homeowner from Marseilles, IL. I pray that MDS will remain faithful to our mission in 2014 as we continue to "touch lives and nurture hope, faith and wholeness," as our Mission Statement conveys.



Kevin King
Executive Director

*The estimated US national value of volunteer time for 2012 is \$22.14 per hour from www.independentsector.org

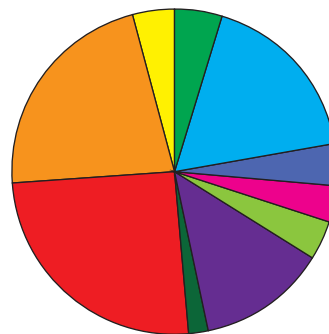
How did MDS use my donation?

2013 FINANCIAL ACTIVITY

YEAR	CANADA (CDN Dollars)		UNITED STATES (US Dollars)	
	2013	2012	2013	2012
Beginning Net Assets	1,052,000	864,000	8,866,000	7,951,000
REVENUE	1,269,000	827,000	4,834,000	3,498,000
Contributions and Grants	1,136,000	780,000	4,740,000	3,429,000
Capital Campaign	2,000	18,000	1,000	3,000
Other Revenue	131,000	29,000	93,000	66,000
EXPENDITURES	939,000	639,000	3,004,000	2,583,000
Program/Project	708,000	413,000	2,223,000	1,891,000
Supporting Activities	209,000	204,000	659,000	600,000
Fundraising	22,000	22,000	122,000	92,000
Ending Net Assets	\$1,382,000	\$1,052,000	\$10,696,000	\$8,866,000
Program Project %	75.4%	64.6%	74.0%	73.2%
Overhead %	24.6%	35.4%	26.0%	26.8%

2013 UNITED STATES EXPENDITURES

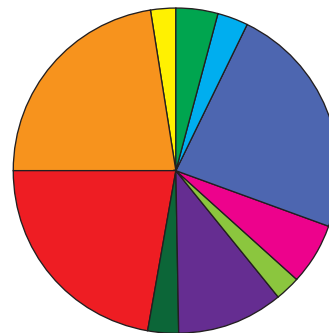
Program and supporting activities (US Dollars).....**3,004,000**



Program Leadership	149,000
Hurricane Sandy '12	525,000
Spring Storms '11	122,000
North Dakota Flooding '11	110,000
Texas Wildfires '11	119,000
Other Project Responses	382,000
Partnership Home	55,000
General Project Expenses	761,000
Supporting Activities	659,000
Fundraising	122,000

2013 CANADA EXPENDITURES

Program and supporting activities (CDN Dollars)**939,000**



Program Leadership	40,000
Alberta Flooding '13	29,000
Hay East	218,000
North Dakota Flooding '11	59,000
Staten Island '12	22,000
Other Binational Project Responses	100,000
Other Region V & Region V Unit Projects	29,000
General Project Expenses	209,000
Supporting Activities	211,000
Fundraising	22,000



**Mennonite
Disaster
Service**

mds.mennonite.net

Binational Office

583 Airport Road, Lititz, PA 17543 USA
717-735-3536 mdsus@mds.mennonite.net

Region V Office

6A-1325 Markham Rd, Winnipeg, MB R3T 4J6 CANADA
866-261-1274 mdscn@mds.mennonite.net



Member
National
VOAD

Voluntary Organizations Active in Disaster

Photography by MDS staff and volunteers.